

## THE CHALLENGE:



Communication between humans began thousands of years ago with the use of smoke signals, symbols, pictures, and sounds. Telephone communication, however, is dated just over 150 years ago.

Explore how the telephone has changed over time. Represent this evolution in a [timeline](#).

Better yet! Challenge yourself to add a marble run to your timeline! It should show what happened when and how much time went by between events as the marble passes.

~ Cross-Curricular Team ~  
Dream. Explore. Discover.

## Learning Activities

### You & Your World:

Have you ever wondered what makes things tick? Or ring?

Get a hold of an old phone (the older the better!) and have an adult help you open it up to see what's inside.

In your journal, draw what you see, guess what you think things inside are for and write down any questions you have. Is there anything inside that is useful or could be made into something else?

\* If you cannot get a hold of an old phone, draw your best guess as to what's inside, then check your drawing with one from the internet!



### Numeracy/Art:

Telephones turn sounds into electrical signals, which are then carried through wires to another phone. The electrical signals are turned back into sound waves so someone can hear.



Create your own "funky telephones" to explore how sound travels from person to person. Measure the length, using non-standard measurement, of the string between your friends.

### What you need:

- two small plastic containers
- scissors
- glue
- thick string/wool
- colored felt,
- feathers, beads, sequins, etc.



### Literacy:

With your teacher, brainstorm different types of technology that are used in your home or school that help you communicate and play together. Make a chart that shows the different types of technology. Can you think of and describe ways you would communicate without these technologies?

## Physical Wellness

Create your own at-home walking trail inside your house or out. Create 5 different stops along your trail where you will perform and hold a pose for 20 seconds before moving on to the next stop. Start your walk by stopping as *the tree*. Next move on to *the nest* and then head to the *Mountain*. Finally, you will cross the *bridge* and finish your walk by visiting the *handwashing station* where you will wash your hands for 20 seconds.



## Learning Activities

### THE CHALLENGE:



Communication between humans began thousands of years ago with the use of smoke signals, symbols, pictures and sounds.

Choose a means of communication and explore its evolution over time. Represent this evolution in a [timeline](#). Better yet! Challenge yourself to add a marble run to your timeline! It should show what happened when and how much time went by between events as the marble passes.

Possible means of communication:

- Computer
- Radio
- Telephone
- Newspaper
- Cellular
- Letter
- Television
- Magazine

~Cross-Curricular Team ~  
Dream. Explore. Discover.

### Math:

The world's longest marble run measures 2858.9m which was created by a team of employees from a company in Switzerland in 2017. Check out the Guinness Book of World Records video [here](#).

After building your marble run, estimate in centimeters or meters the length your marble run measures. It may get tricky to measure if there are twists and turns but get creative on using different measuring tools!



### Science (STSE):

What devices have been used to communicate in the last 200 years? What materials were they made from?



Create a table of the devices you have explored and what materials they are made from. Are or were they [eco-friendly](#)? Watch [this video](#) from Brainpop to learn more!


Check [this site](#) out to see examples of communication accessories and other gadgets that promote Earth-friendly living!

### Language Arts/Social Studies/Art:

Newspapers deliver the news. Reporters collect the news as it happens. The editor decides which stories will appear in the paper and which will be the top story, printed on the front page with a strong **headline!**

Create a paper maché "Newspaper Man" and include one of the top stories in your 3D model. Write a paragraph to go with your art explaining how language was used in the top story to not only entertain but to manipulate or control the reader.

Click [HERE](#) for **Newspaper Man** instructions.



### Mental Fitness

**Did You Know?** Strong communication skills are important for social, emotional, and academic learning.

### Today's Tip: Try Using "I" Statements to Express Your Opinion



- Instead of saying this: "My teacher is the best teacher in the whole school!"
- Re-word it using an "I" statement: " I think my teacher is the best teacher in the whole school!"

Collaborative Academic, Social and Emotional Learning  
Website link: [Click here](#)





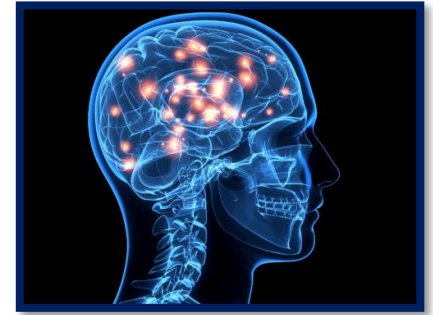
## Learning Activities

### Science (STSE) / Language Arts:

#### Are 'Likes' like chocolate?!

An interesting [2016 study](#) found that:

*"The same brain circuits that are activated by eating chocolate and winning money are activated when teenagers see large numbers of 'Likes' on their own photos..."*



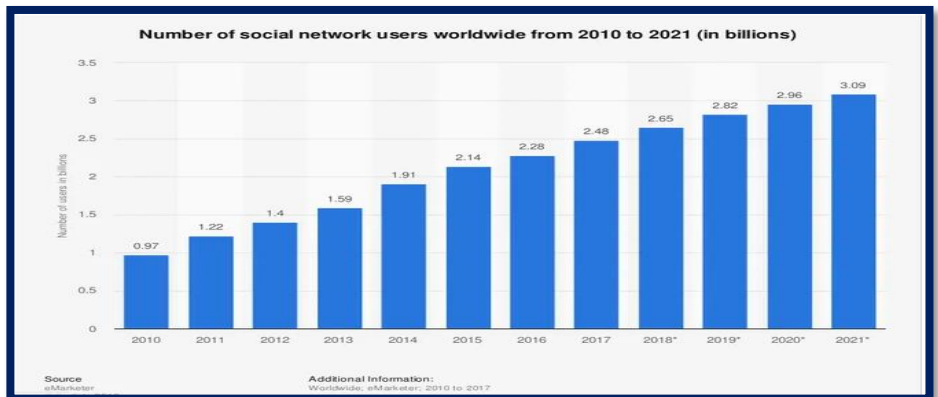
Using this information, and other resources, create a piece of writing that attempts to persuade the reader in one of two ways:

1. It is better to live now with the various technological means of communication.
2. It was better to have lived in the past with fewer technological advancements.

Be persuasive! Also consider where we should go next as a society!

### Numeracy:


"USA Today" predicted by 2021 there will be 3.09 billion social media users. Check out this [link](#) for more current information on social networks.



Create a [Microsoft form](#) to collect data on social media usage within the student population at your school. Create two different graphs to represent the data collected.

### Social Studies/Arts:

Ancient Egyptians used a system of written communication made up of pictures and words called, **Hieroglyphs**. Research their culture and learn how they expressed themselves through language and literature. Carve a clay hieroglyphic name sign to put on display in your school.



## THE CHALLENGE:



Communication between humans began thousands of years ago with the use of smoke signals, symbols, pictures and sounds.

With the use of the internet, people send and receive messages instantaneously across the globe. Social media, in particular, has become a primary means of communication to share more and faster than ever before.

Challenge yourself to use a [timeline](#) to represent the evolution of innovations in communication in the form of a marble run! It should show what happened when and how much time went by between events as the marble passes.

Check out this link on [Global Communications](#)

~ Cross-Curricular Team ~  
Dream. Explore. Discover.

### Mental Fitness



#### Today's Tip:

#### Try Using "I" Statements to Express Your Opinion

- Instead of saying: "The Montreal Canadiens are the best team in the NHL!"
- Re-word it using an "I" statement: "I think the Montreal Canadiens are the best team in the NHL!"

**Did you know?** Strong communication skills are important for social, emotional, and academic learning. Check out Collaborative for Academic, Social and Emotional Learning website [HERE](#).