























# Inquiry Activity Kits: Gr. 3-5

Inquiry Activity	The Scenario	Materials	Read-Aloud	Other Supporting Resources
<p><b>Penguin Drop</b></p> 	<p>My paper penguin has had some modifications to change the way he falls to the floor. Can you modify your penguin to fall differently than mine?  <a href="#">Inquiry Activity Card - Penguin</a></p>	<p>1 Paper Penguin, Scissors, Assorted office supplies (paper clips, post-its, binder clips, etc.)</p>	 <p><b>Flight School</b> (Lita Judge)</p>	<p><a href="#">Formative Assessment Checklist</a>  <a href="#">Smarter Science Posters and Framework</a>  <a href="#">Penguin Cut-outs</a></p>
<p><b>Reaction Time</b></p> 	<p>How quick are your reflexes? Think you can catch a falling object before it hits the floor? Test and analyze your reflexes in this activity!  <a href="#">Inquiry Activity Card – Reaction Time</a></p>	<p>1 Metre stick per pair of students.</p>	 <p><b>Sir Cumference and the Off-the-Charts Dessert</b> (Cindy Neuschwander)</p>	<p><a href="#">Formative Assessment Checklist</a>  <a href="#">Smarter Science Posters and Framework</a>  <a href="#">Science-U Experiments</a></p>
<p><b>Mystery Box</b></p> 	<p>Students examine a cube covered in symbols. The one restriction is that they are not allowed to look at the bottom of the cube. Using the clues on the other five sides of the cube, they must predict what will be on the bottom  <a href="#">Inquiry Activity Card – Mystery Box</a></p>	<p>1 Mystery Box per group (<a href="https://bit.ly/3C8sFtD">https://bit.ly/3C8sFtD</a>)</p>	 <p><b>What to Do with a Box</b> (Jane Yolen)</p>	<p><a href="#">Formative Assessment Checklist</a>  <a href="#">Smarter Science Posters and Framework</a>  <a href="#">Mystery Box Template</a></p>
<p><b>Pennies on the Bridge</b></p> 	<p>How strong is your bridge? Placing one penny at a time on a paper bridge, students make careful observations and count along as pennies are added. The students will notice the card start to bend. How long until your bridge collapses?  <a href="#">Inquiry Activity Card – Pennies on the Bridge</a></p>	<p>Pennies or nickels, 3 x 5 index cards, 2x4 wood blocks (or two identical text books)</p>	 <p><b>Iggy Peck, Architect</b> (Andrea Beaty)</p>	<p><a href="#">Formative Assessment Checklist</a>  <a href="#">Smarter Science Posters and Framework</a></p>
<p><b>Oobleck</b></p> 	<p>Is it a liquid? No, it's a solid! No...it's a liquid? Explore the substance that can't make up its mind!  <a href="#">Inquiry Activity Card - Oobleck</a></p>	<p>1 cup of cornstarch, 1/2 cup of water, Food colouring (optional), Large bowl, Newspaper, Paper towel</p>	 <p><b>Bartholomew and the Oobleck</b> (Dr. Seuss)</p>	<p><a href="#">Formative Assessment Checklist</a>  <a href="#">Smarter Science Posters and Framework</a>  <a href="#">Exploratorium Activity</a></p>

<p><b>Volcano</b></p> 	<p>A small amount of white substance is dropped into a cup of clear liquid. Instantly, an eruption occurs! What happened?  <a href="#">Inquiry Activity Card - Volcano</a></p>	<p>Safety glasses, 1 tsp. baking soda, 25 mL white vinegar, 2 clear 200mL beakers, 1 tin plate (8"), paper towel, other liquids (lemon juice, apple cider vinegar, etc.)</p>	 <p><b>The Street Beneath My Feet</b> (Charlotte Guillain)</p>	<p><a href="#">Formative Assessment Checklist</a>  <a href="#">Smarter Science Posters and Framework</a></p>
<p><b>Fortune Fish</b></p> 	<p>Can a fish tell your fortune? Place the miracle fish in the palm of your hand and its movements will reveal your real personality! Well, OK, maybe it won't, but there's always science behind it that makes it all the more amazing.  <a href="#">Inquiry Activity Card – Fortune Fish</a></p>	<p>1 Fortune Teller Fish per pair of students</p>	 <p><b>Papa's Mechanical Fish</b> (Candace Fleming)</p>	<p><a href="#">Formative Assessment Checklist</a>  <a href="#">Smarter Science Posters and Framework</a>  <a href="#">TeacherSource.com Explanation Spangler Fortune Telling Fish</a></p>
<p><b>Energy Ball</b></p> 	<p>A small white ball is observed in the class. It seems like a normal ball at first glance. Then, it lights up! It makes a noise! What is happening?  <a href="#">Inquiry Activity Card – Energy Ball</a></p>	<p>1 Energy Ball</p>	 <p><b>They All Saw a Cat</b> (Brendan Wenzel)</p>	<p><a href="#">Formative Assessment Checklist</a>  <a href="#">Smarter Science Posters and Framework</a>  <a href="#">TeacherSource.com Activity</a></p>
<p><b>Instant Snow</b></p> 	<p>Water is poured into a small amount of white powder. Instantly, 'snow' begins to form and expand and may even overflow the cup! What happened?  <a href="#">Inquiry Activity Card – Instant Snow</a></p>	<p>Safety glasses, 2 tsp. of sodium polyacrylate, 2 50mL containers, 50mL of water, Paper plate or paper towel to place under cups</p>	 <p><b>Ten Ways to Hear the Snow</b> (Cathy Camper)</p>	<p><a href="#">Formative Assessment Checklist</a>  <a href="#">Smarter Science Posters and Framework</a></p>
<p><b>UV Beads</b></p> 	<p>What's happening to my bracelet?! Students examine innocent looking white beads then make them into a bracelet and record their observations. Watch! Their colours may deceive you!  <a href="#">Inquiry Activity Card – UV Beads</a></p>	<p>Per student: Pipe cleaner  4-5 UV Beads Optional:  Other coloured beads</p>	 <p><b>The Sun is Kind of a Big Deal</b> (Nick Seluk)</p>	<p><a href="#">Formative Assessment Checklist</a>  <a href="#">Smarter Science Posters and Framework</a></p>
<p><b>Light it Up</b></p> 	<p>Students will explore by building a circuit using copper tape, LED lights, and a coin cell battery. How many lights can you have lit at the same time?  <a href="#">Inquiry Activity Card – Light it Up</a></p>	<p>Button Cell Battery,  Copper Tape, LED Lights,  Paper</p>	 <p><b>How Nikola Tesla Lit Up the World</b> (Elizabeth Rusch)</p>	<p><a href="#">Formative Assessment Checklist</a>  <a href="#">Smarter Science Posters and Framework</a></p>